



GEFÖRDERT VOM



Bundesministerium
für Bildung
und Forschung

Exclusive SUSY measurements and determination of Lagrangian parameters from LHC data

Peter Wienemann
University of Bonn

for the ATLAS collaboration

16th International Conference on Supersymmetry
and Unification of Fundamental Interactions
June 19, 2008
Seoul, Korea

Establishing SUSY

Excess of events \neq discovery of SUSY

Need to study properties of new physics (SUSY? Of which type?, ...)

Requires as many measurements as possible:

- Masses
- Couplings
- Spins

Subsequently compare with expectations from different models and extract corresponding model parameters

Here I will focus on measurements which are feasible with first data (mostly using 1 fb^{-1}) in some favourable mSUGRA scenarios

SUSY mass measurements at the LHC

No mass peaks due to two escaping LSPs per event, if R-parity is conserved

Main source of information about masses: χ_2^0 decays

$$\tilde{\chi}_2^0 \rightarrow \tilde{l}^\pm l^\mp \rightarrow \tilde{\chi}_1^0 l^+ l^-$$

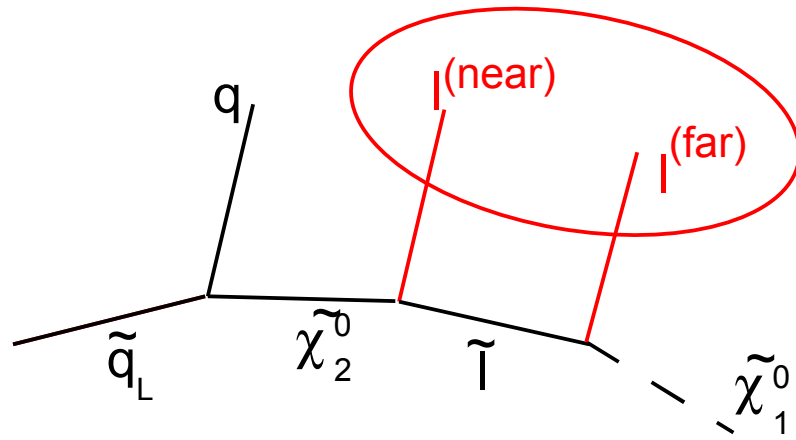
$$\tilde{\chi}_2^0 \rightarrow \tilde{\chi}_1^0 Z^{(*)}$$

$$\tilde{\chi}_2^0 \rightarrow \tilde{\chi}_1^0 h \rightarrow \tilde{\chi}_1^0 b \bar{b}$$

Such decay chains allow to **extract masses in a model independent way** under certain circumstances

On the following slides some important mass extraction techniques will be illustrated

Di-lepton mass spectrum



Position of endpoint of m_{ll} mass spectrum depends on **masses of particles involved in decay chain**:

$$m_{\ell\ell}^{\text{edge}} = m_{\tilde{\chi}_2^0} \sqrt{1 - \left(\frac{m_{\tilde{\ell}}}{m_{\tilde{\chi}_2^0}}\right)^2} \sqrt{1 - \left(\frac{m_{\tilde{\chi}_1^0}}{m_{\tilde{\ell}}}\right)^2}$$

Use **flavour-subtracted** mass distribution to suppress combinatorial SUSY and SM background:

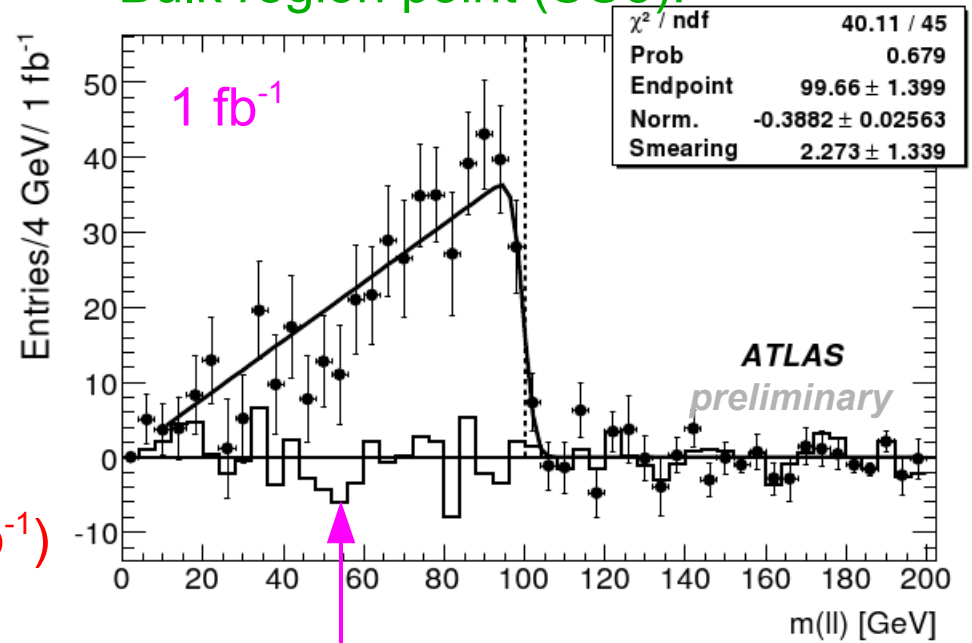
$$N(e^+e^-)/\beta + \beta N(\mu^+\mu^-) - N(e^\pm\mu^\mp)$$

efficiency correction

$$m_{ll}^{\text{edge}} = (99.7 \pm 1.4 \pm 0.3) \text{ GeV } (1 \text{ fb}^{-1})$$

(nominal: 100.2 GeV)

Bulk region point (SU3):



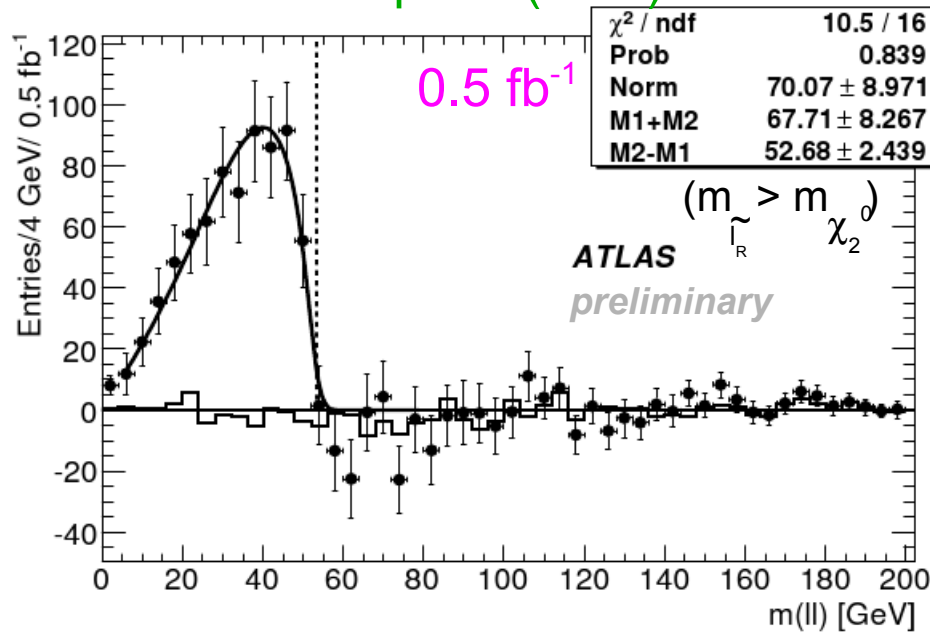
SM background

Di-lepton mass distributions: more examples

Apart from simple triangular shape in case of two-body decays, also more complex cases can happen:

3-body decay of χ_2^0

“Low mass” point (SU4)

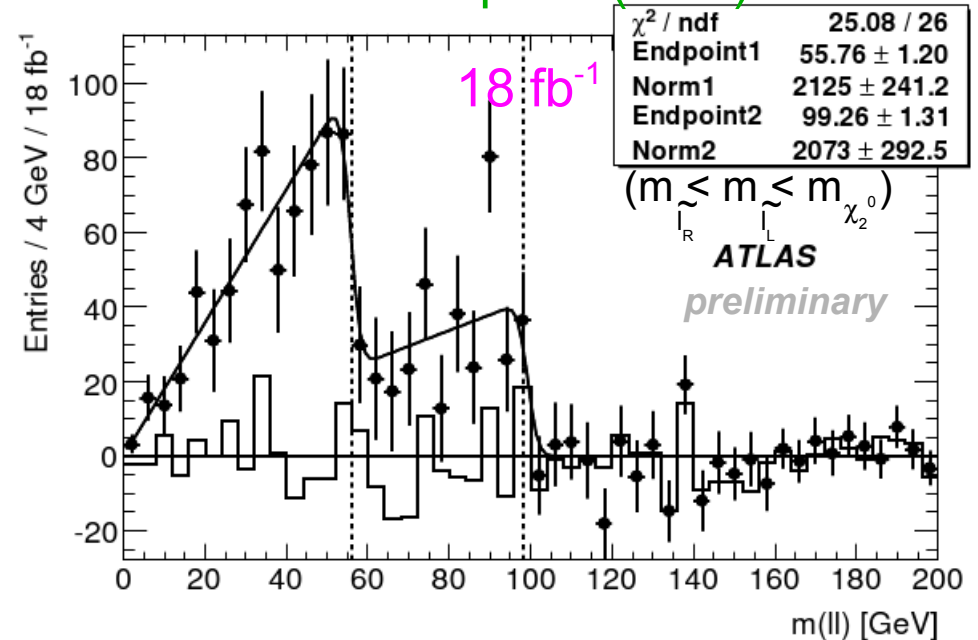


Shape depends on slepton mass

Endpoint position: $m_{\ell\ell}^{\text{edge}} = m_{\tilde{\chi}_2^0} - m_{\tilde{\chi}_1^0}$

Two 2-body decays of χ_2^0

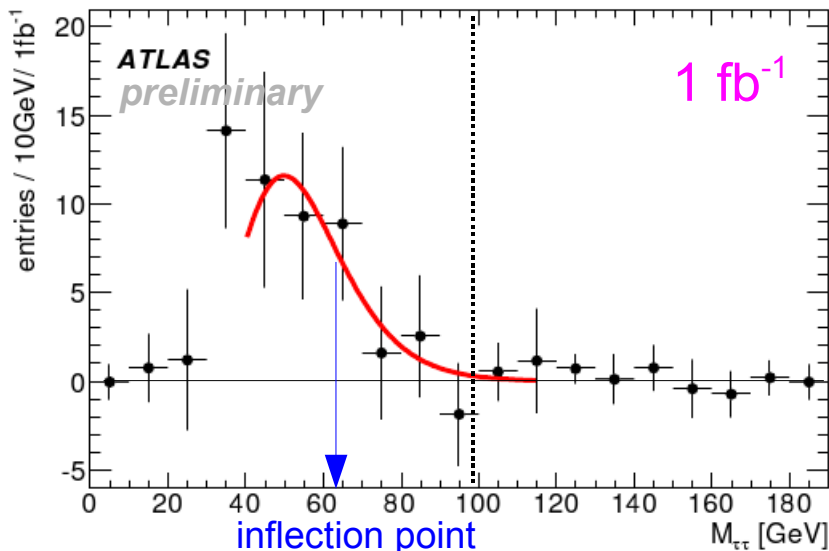
Coannihilation point (SU1)



Two superimposed triangles

Di-tau mass spectrum

Bulk region point (SU3)

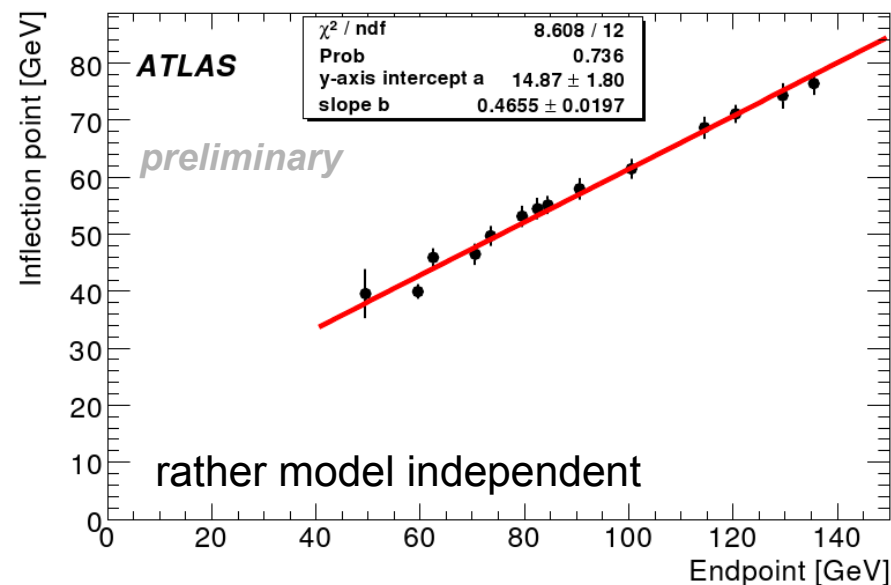


Strategy:

- Fit trailing edge of spectrum with suitable function
- Use inflection point as endpoint sensitive observable
- Perform MC calibration: inflection point \rightarrow endpoint

Measuring endpoint of di-tau mass ($\rightarrow \tilde{\tau}_1$ mass) is more difficult
 \rightarrow escaping neutrinos from tau decay

MC calibration



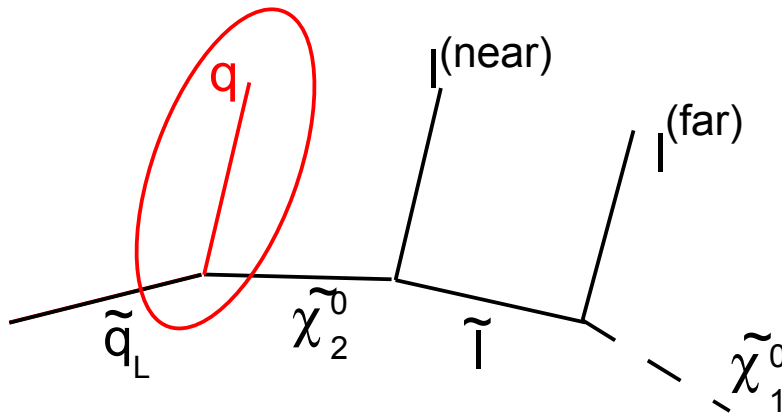
$$M_{\tau\tau}^{\text{edge}} = (102 \pm 17^{\text{stat}} \pm 5.5^{\text{sys}} \pm 7^{\text{pol}}) \text{ GeV}$$

for 1 fb^{-1} (nominal: 98 GeV)

Leptons + jets edges

In order to derive masses, more constraints are needed

→ walk up decay chain and add jet from \tilde{q}_L decay

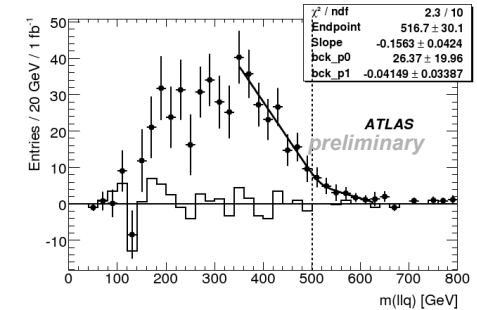


Different measurable combinations possible:

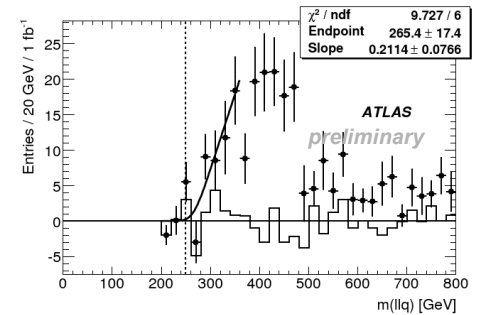
Endpoint	SU3 truth	SU3 measured (1 fb ⁻¹)
m_{llq}^{\max}	501	517 ± 30 ± 10 ± 13
m_{llq}^{\min}	249	265 ± 17 ± 15 ± 7
$m_{lq(\text{low})}^{\max}$	325	333 ± 6 ± 6 ± 8
$m_{lq(\text{high})}^{\max}$	418	445 ± 11 ± 11 ± 11

Sufficient constraints to solve for masses (→ later)

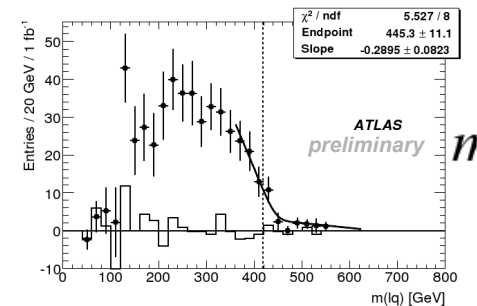
Bulk region point (SU3)



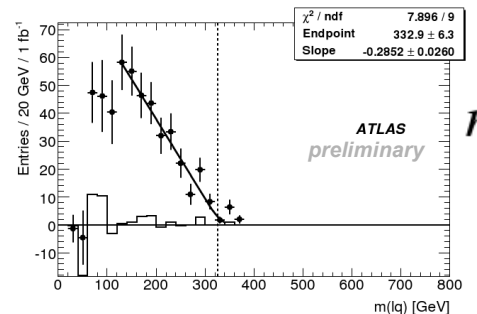
m_{llq}^{\max}



m_{llq}^{\min}



$m_{lq(\text{high})}^{\max}$



$m_{lq(\text{low})}^{\max}$

\tilde{q}_R mass reconstruction

\tilde{q}_R mass can be measured exploiting decay chain $\tilde{q}_R \rightarrow \tilde{\chi}_1^0 q$

Mass can be extracted using a generalisation of transverse mass:

M_{T2} or “stransverse” mass

$$m_{\tilde{q}}^2 \geq M_{T2}^2 \equiv \min_{\mathbf{p}'_1 + \mathbf{p}'_2 = \mathbf{p}_T} \left[\max \{ m_T^2(\mathbf{p}_{Tq}, \mathbf{p}'_1), m_T^2(\mathbf{p}_{Tq}, \mathbf{p}'_2) \} \right]$$

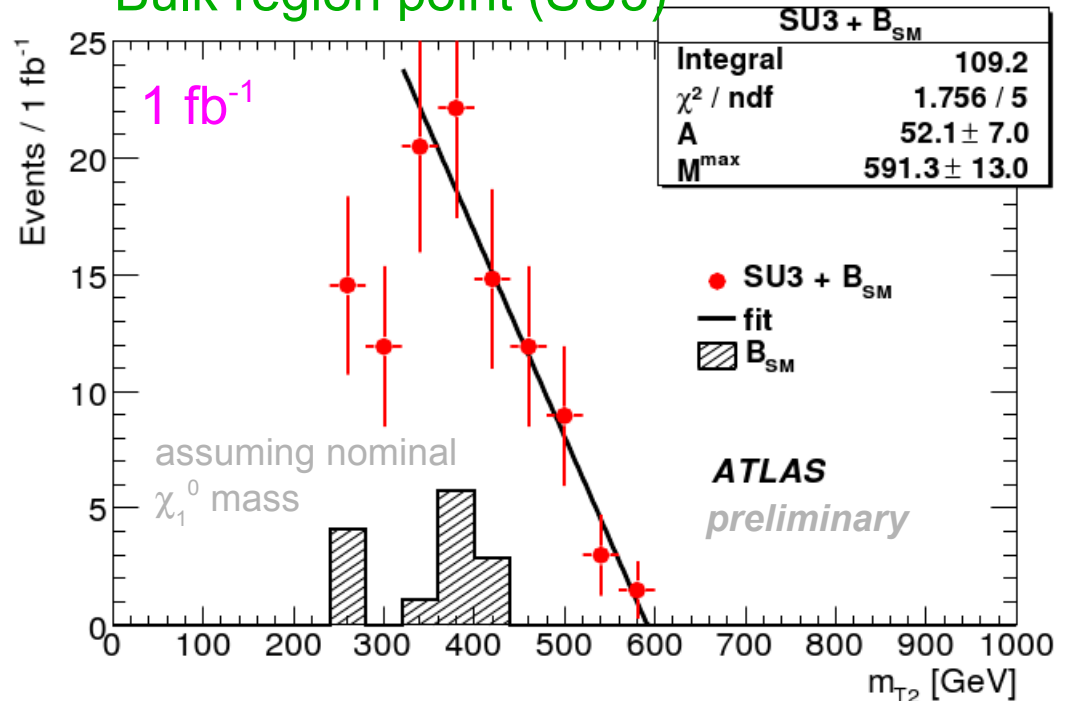
M_{T2} depends on \tilde{q}_R and $\tilde{\chi}_1^0$ mass

→ yields \tilde{q}_R mass as function of $\tilde{\chi}_1^0$ mass hypothesis

(591 ± 13 stat $^{+13}_{-6}$ sys) GeV at nominal $\tilde{\chi}_1^0$ mass for 1 fb^{-1}

(nominal: 637 GeV)

Bulk region point (SU3)



Higgs in SUSY decays

If $\tilde{\chi}_2^0 \rightarrow \tilde{\chi}_1^0 h$ is open, it might have significant BR

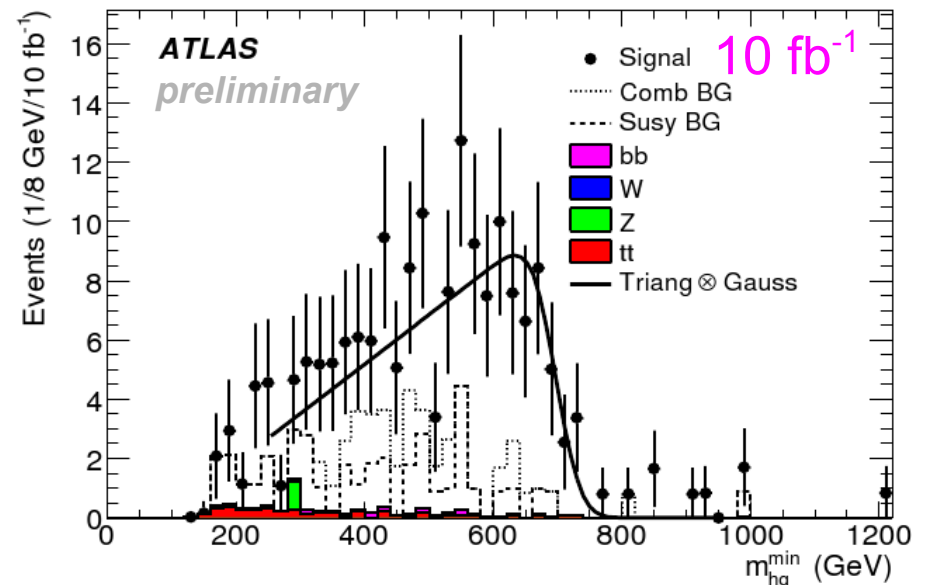
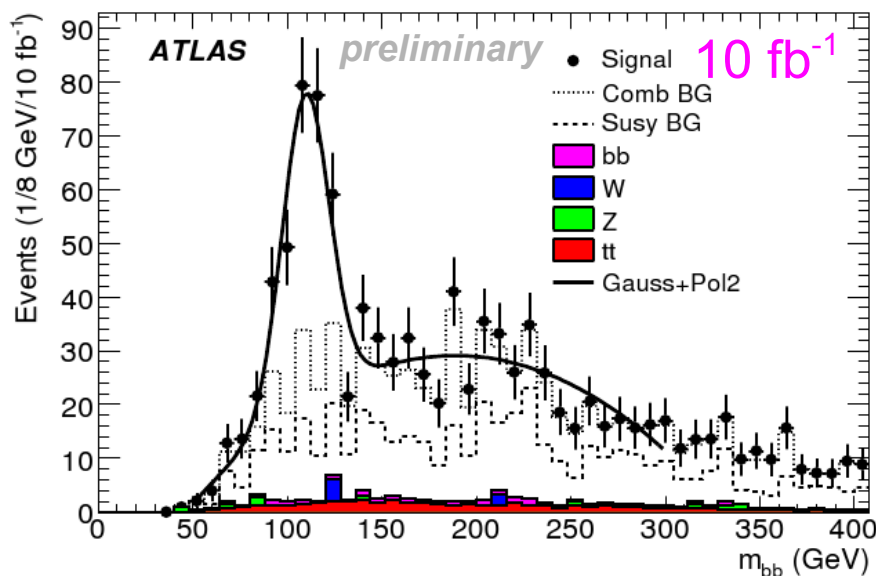
Large missing E_T signature of SUSY allows to exploit $h \rightarrow b\bar{b}$ channel

Consider decay chain $\tilde{q}_L \rightarrow \tilde{\chi}_2^0 q \rightarrow \tilde{\chi}_1^0 h q$

Higgs mass is obtained from peak in m_{bb}

Endpoint of m_{hq} provides information on SUSY particles involved in decay chain

$m_{hq}^{\text{edge}} = (695 \pm 15 \text{ stat} \pm 3 \text{ syst} \pm 35 \text{ JES}) \text{ GeV for } 10 \text{ fb}^{-1} \text{ (nominal: 732 GeV)}$



Mass determination

Formulae for position of endpoints can be (numerically) solved for involved SUSY masses.

Performed by χ^2 minimisation:

$$\chi^2 = \sum_{k=1}^n \frac{(m_k^{\text{meas.}} - t_k^{\text{theor.}}(m_{\tilde{\chi}_1^0}, m_{\tilde{\chi}_2^0}, m_{\tilde{\ell}_R}, m_{\tilde{q}_L}))^2}{\sigma_k^2}$$

meas. endpoint
theor. endpoint expression

From bulk region studies (SU3):

Observable	SU3 m_{meas} [GeV/c ²]	SU3 m_{MC} [GeV/c ²]
$m_{\tilde{\chi}_1^0}$	$88 \pm 60 \mp 2$	118
$m_{\tilde{\chi}_2^0}$	$189 \pm 60 \mp 2$	219
$m_{\tilde{q}}$	$614 \pm 91 \pm 11$	634
$m_{\tilde{\ell}}$	$122 \pm 61 \mp 2$	155
Observable	SU3 Δm_{meas} [GeV/c ²]	SU3 Δm_{MC} [GeV/c ²]
$m_{\tilde{\chi}_2^0} - m_{\tilde{\chi}_1^0}$	$100.6 \pm 1.9 \mp 0.0$	100.7
$m_{\tilde{q}} - m_{\tilde{\chi}_1^0}$	$526 \pm 34 \pm 13$	516.0
$m_{\tilde{\ell}} - m_{\tilde{\chi}_1^0}$	$34.2 \pm 3.8 \mp 0.1$	37.6

preliminary

mSUGRA parameter fits

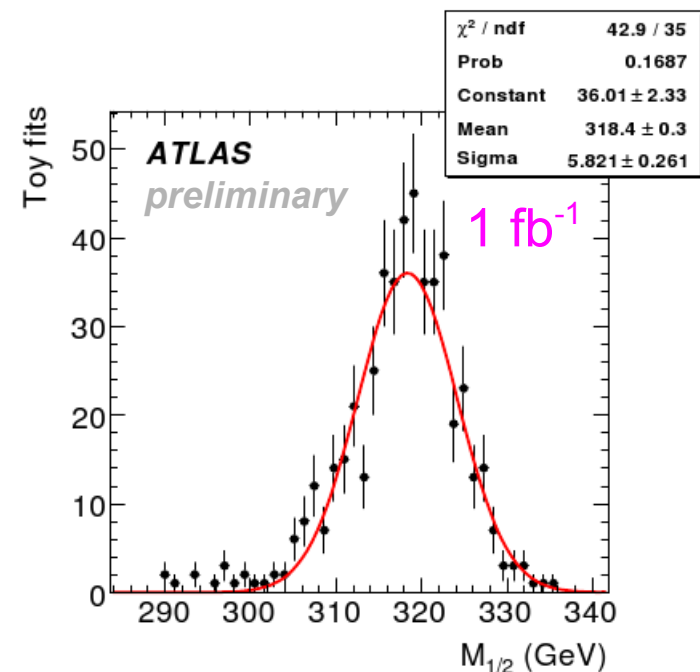
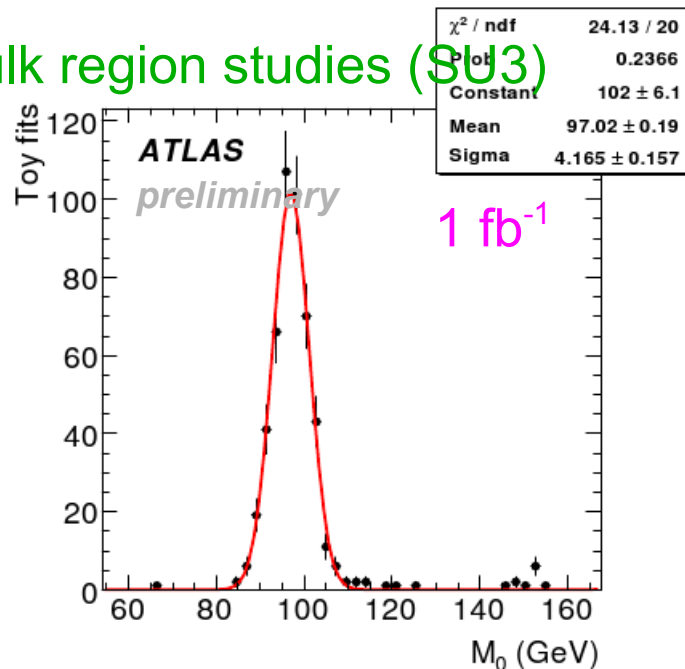
Final goal is to determine underlying SUSY model and its parameters from measurements

In the beginning only models with few parameters (e. g. mSUGRA) can be fitted

Fit performed using **simulated annealing** as implemented in Fittino

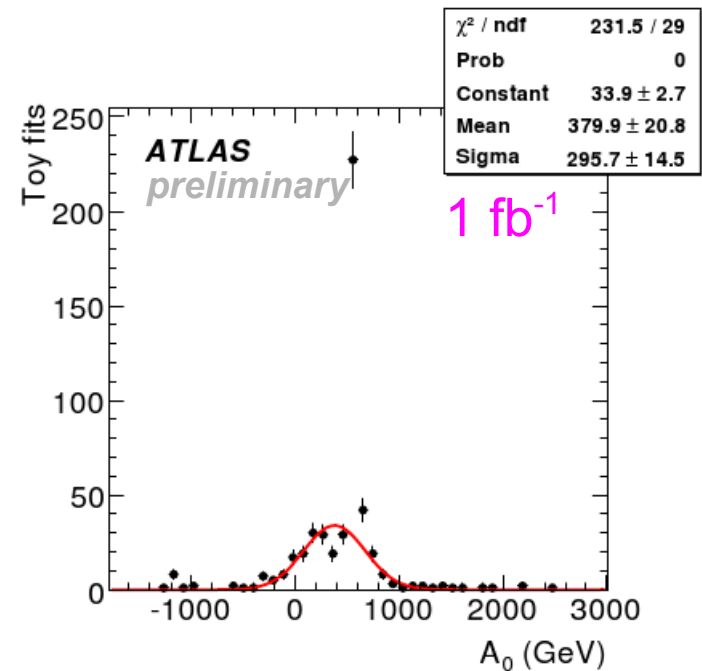
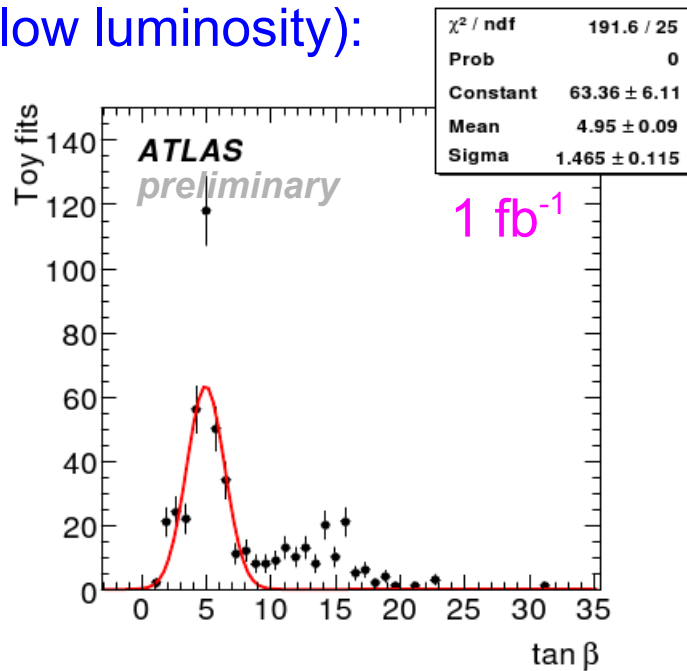
Parameter uncertainties obtained from spread of the results of **many individual fits to toy experiments** with input “measurements” smeared around truly measured values

From bulk region studies (SU3)



mSUGRA parameter fits

$\tan \beta$ and A_0 are more problematic (no information from Higgs sector at low luminosity):



Parameter	SU3 value	fitted value (mean)	exp. unc. (RMS)
$\text{sign}(\mu) = +1$			
$\tan \beta$	6	7.4	4.6
M_0	100 GeV	98.5 GeV	± 9.3 GeV
$M_{1/2}$	300 GeV	317.7 GeV	± 6.9 GeV
A_0	-300 GeV	445 GeV	± 408 GeV

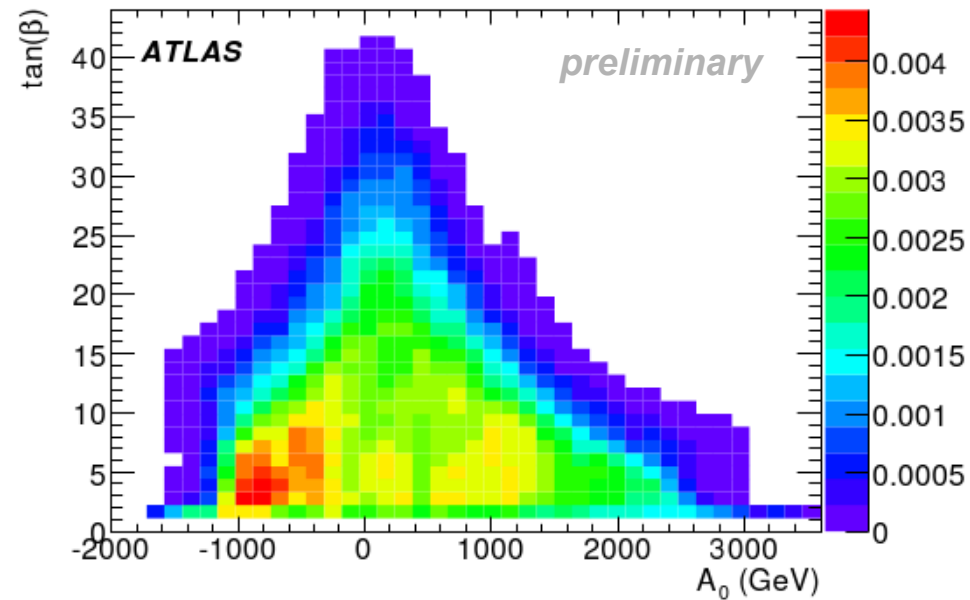
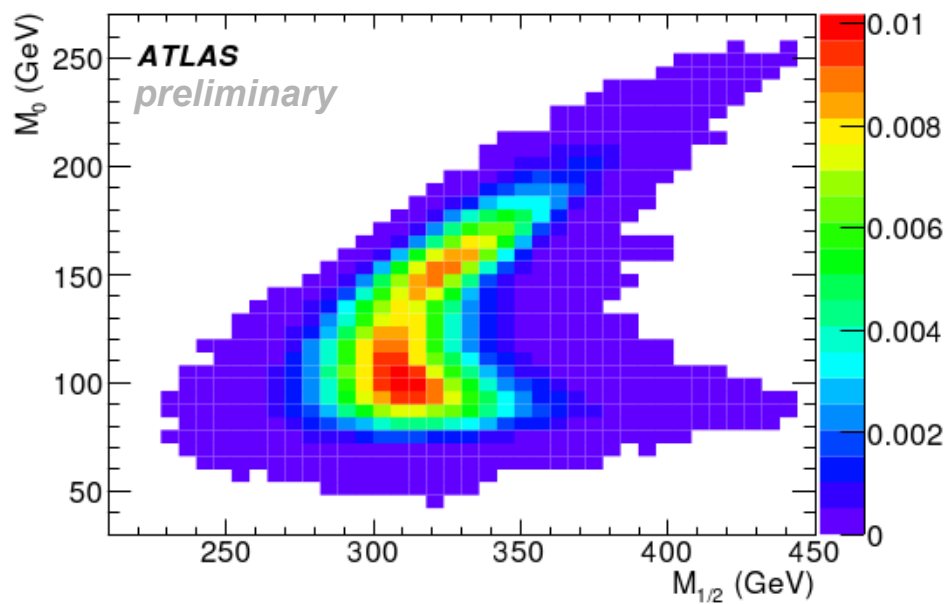
preliminary

Summary

- Establishing SUSY means more than “just” seeing an excess of events
- In case of sub-TeV sparticle masses, first LHC data will already allow to perform rough SUSY spectroscopy
- First checks of high scale unification models are also feasible
- Higher precision and more difficult measurements will follow as luminosity increases
- A bit more patience is needed. First beams are only weeks ahead :-)

BACKUP MATERIAL

Markov Chain Monte Carlo



Fit with $\text{sign}(\mu) = -1$ vs. fit with $\text{sign}(\mu) = +1$

Parameter	SU3 value	fitted value	exp. unc.	
$\text{sign}(\mu) = +1$				ndof = 11 $\chi^2 = 12.6 \pm 0.2$
$\tan \beta$	6	7.4	4.6	
M_0	100 GeV	98.5 GeV	± 9.3 GeV	
$M_{1/2}$	300 GeV	317.7 GeV	± 6.9 GeV	
A_0	-300 GeV	445 GeV	± 408 GeV	
$\text{sign}(\mu) = -1$				$\chi^2 = 15.4 \pm 0.3$
$\tan \beta$		13.9	± 2.8	
M_0		104 GeV	± 18 GeV	
$M_{1/2}$		309.6 GeV	± 5.9 GeV	
A_0		489 GeV	± 189 GeV	

preliminary